Virtual Tyre Evaluation

RE:NISSAN

Leo May | Nissan

Stratos Stratoudakis | HORIBA MIRA



20 May 2026

HORIBAMIRA

Project Purpose

RE:NISSAN

01

Cost reduction

Can our toolset be used to support and reduce physical testing requirements?

02

Time reduction

Are virtual methods quicker than physical testing? Can testing start earlier?

03

Quality improvement

Do virtual methods improve the final product?



HORIBAMIRA

Nissan Technical Centre Europe – Digital Lab

RE:NISSAN

Nissan's region lead approach

Capability as of FY25

▲ 30% Faster

▲ 25% Cheaper

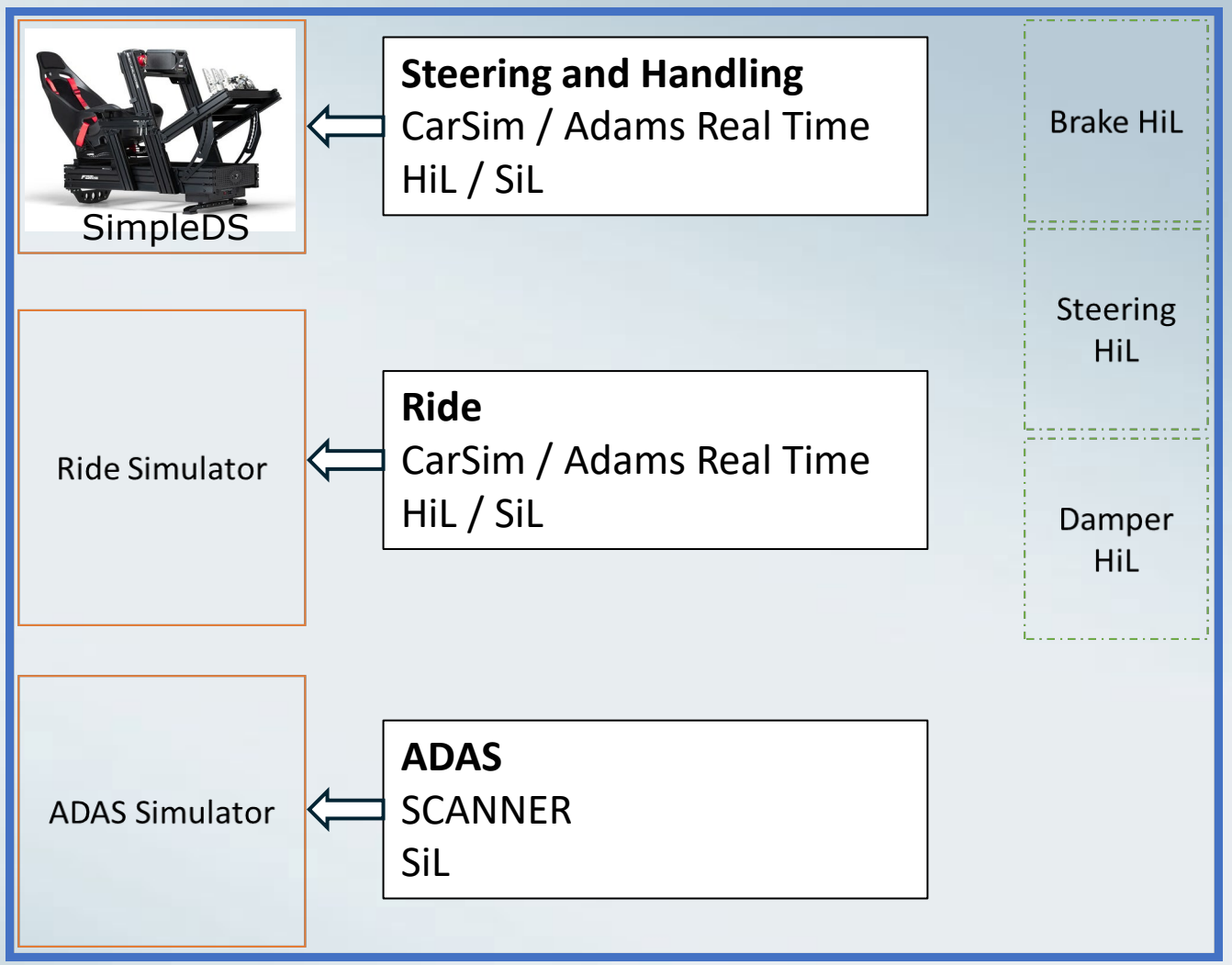

HORIBAMIRA

UNRESTRICTED

HORIBA MIRA - Driving Simulator Centre

RE:NISSAN



HORIBA MIRA - Driving Simulator Centre

RE:NISSAN



A comprehensive offering combining a proving ground and driving simulator centre at a single location, complemented by state-of-the-art facilities, vehicle development and simulation capabilities.

HORIBAMIRA

UNRESTRICTED

Project Outline

RE:NISSAN



Simple Driving Simulator

- Cost efficient for local needs
- Representative for steering and handling
- Representative for low frequency ride



HORIBA MIRA Motion Simulator (VI-grade DiM 250)

- Fully representative for steering and handling with large motion envelope
- Representative for full range of ride
- Turnkey solution

HORIBAMIRA

UNRESTRICTED

Project Outline - Tyre evaluation methods

RE:NISSAN

		Vehicle	Tyre
Physical	 MIRA Proving Ground	 Qashqai e-Power	BRIDGESTONE  Bridgestone prototype tyre
Virtual	Desktop simulation	carSIM MECHANICAL SIMULATION CarSim vehicle model	MF + CDTire tyre models
	 NTCE SimpleDS	carSIM MECHANICAL SIMULATION CarSim vehicle model	MF tyre models
	 MIRA DiM250	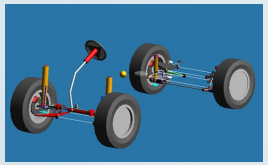 Adams/Car vehicle model	PAC2002 + CDTire tyre models

HORIBAMIRA

UNRESTRICTED

Vehicle model

RE:NISSAN

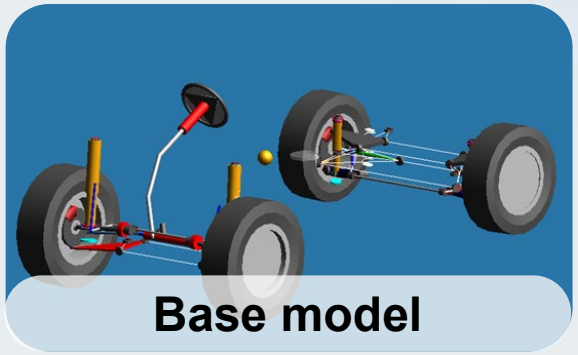

Adams Real Time cadence

- Populated using Nissan-supplied data (hp, bushings, springs, dampers)
- Validated against K&C measurements and full-vehicle objective test data
- Advanced steering implementation to match real vehicle feel





- **PAC2002** used for the handling events cadence
- **CDTire** used for ride events VIRTUAL TIRE TECHNOLOGIES



- Advanced steering system
- Basic EV powertrain model and sound
- Simple brake system

HORIBAMIRA

UNRESTRICTED

Aligned Virtual–Physical Schedule

RE:NISSAN

1 – Test schedule planning

- The Nissan subjective tyre evaluation schedule was translated into repeatable tests for HORIBA MIRA Proving Ground and the simulator.
- Events were grouped into Handling and Ride to optimise time, maintain driver focus and reduce fatigue.

2 – Motion cueing setup

- Back-to-back proving ground and simulator sessions enabled cueing calibration.
- Drivers aligned on a common setup, with a few key adjustments:
  - Steady-state cornering required a lateral offset
  - Ride events used 100% vertical scaling

3 –Study execution

- The full evaluation was completed over four days,
  mornings on the proving ground and afternoons on the simulator.

HORIBAMIRA

UNRESTRICTED

Assessment Process - Handling

RE:NISSAN



Slalom Steering

- On-centre feeling
- Line tracing
- Steering efforts



Double Lane Change

- Dynamic grip limit
- Yaw damping



Constant Radius Cornering

- Yaw gain
- Handling balance (grip)

HORIBAMIRA

UNRESTRICTED

Assessment Process - Ride

RE:NISSAN



Track #2 Left Lane

Smooth road vibration level evaluation.



Postal Road

Evaluation of comfort on a rough road scenario.



Negative Impacts Speed bumps

Shock and damping harshness evaluation

HORIBAMIRA

UNRESTRICTED

Results - Handling

RE:NISSAN

The subjective results match the objective prediction

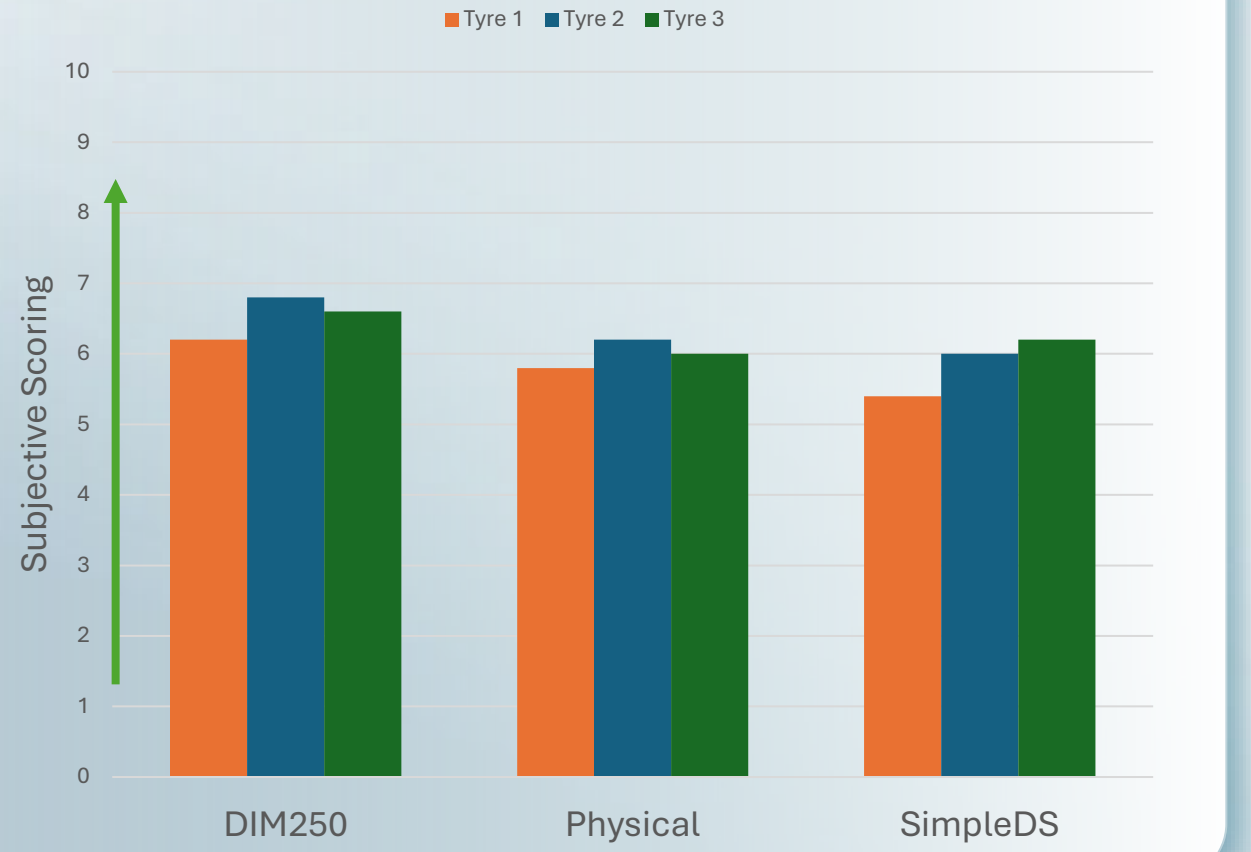

Objective Handling - Tyre Comparison

Description	Steering	Handling
Tuning Spec #1		
Tuning Spec #2	6% ▲	6% ▲
Tuning Spec #3	6% ▲	6% ▲

- Tyre 2/3 recommend
- DIM vs. Physical vs. SimpleDS performance matches directional improvement
- Subjective evaluation matches objective prediction

HORIBAMIRA

UNRESTRICTED

Results - Ride

RE:NISSAN

Quick spec changes improve accuracy

Objective Ride - Tyre Comparison

Description	Ride
Tuning Spec #1	
Tuning Spec #2	-0.5%
Tuning Spec #3	+4.3%

- Virtual evaluation correlates better, due to shorter intervals between specs.

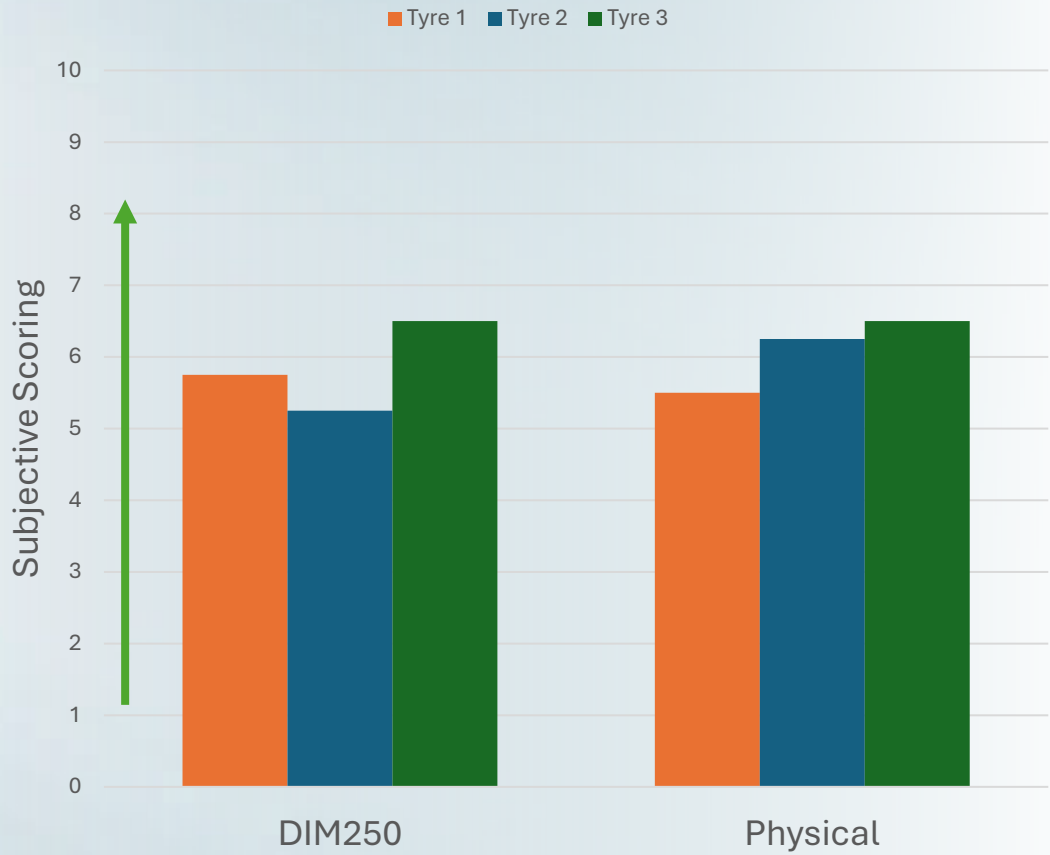

HORIBAMIRA

UNRESTRICTED

Results – Supplier Comparison

RE:NISSAN

Supplier A vs. Supplier B

Description	Mass	Belt width	Vertical Stiffness	Lateral Stiffness	Long Stiffness	Cp	Cf Max
Supplier A baseline	10.7 kg	224.7mm	233.1N/mm	140.5N/mm	308.9N/mm	1.84kN/deg	4.65kN
Supplier A max delta	-4.3%	+6.1%	-4.3%	6%	3%	2%	4%
Supplier B delta	11 kg (3%)	196mm (13%)	279.5N/mm (20%)	147.2N/mm (5%)	365.5N/mm (18%)	1.63kN/deg (11%)	5.55kN (19%)

- 2 suppliers with the same targets achieve a >10% delta in spec
- 1 supplier attempting different approaches to achieve the same targets, results in a <10% delta in spec

HORIBAMIRA

UNRESTRICTED

Summary

RE:NISSAN

01

Less down time

Back-to-back evaluations are completed with shorter intervals, improving subjective consistency.

02

Quality

Virtual evaluations are consistent with physical results and objective predictions.

03

Method Assessment

Different tools are suitable for different purposes. Applications need to consider the capabilities.



HORIBAMIRA

Nissan's Future

RE:NISSAN

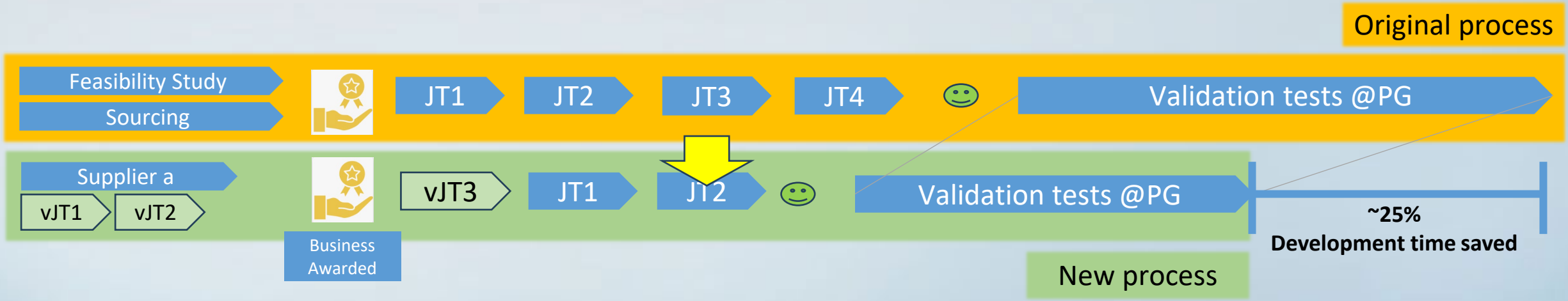

- More virtual models from system suppliers
- Open model sharing between OEMs and suppliers

HORIBAMIRA

Thank you!

RE:NISSAN

Scan to stay in touch

Leo May | Nissan

Stratos Stratoudakis | HORIBA MIRA

HORIBAMIRA